



TB100513 tables (page 1 to page 8)



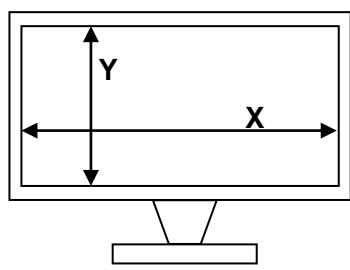
**Field of view of the objectives for 2034
Video microscope**
(only video with coaxial light, reflected light by Pen Light)



Magnification referred to a 15,5" monitor

It means, if you take a ruler and put it on your monitor on the object to be measured, that you know real measures, you can calculate the effective field of view that is obtained with "objective-monitor" used.

Ex.: 100mm on your monitor of an object with real measure of 2mm it means that, the objective enlarge the image of 50 times and in this case you are using the objective D-50.



The field of view that if obtained with a specific objective is always the same on any monitor, it changes only the size of the objects showed on various monitor

Objective lens magnetic attack	Code	1.3 Mpx CCD 1/3"		5 Mpx CCD 1/2,5"	
		Magnification	Field of view (mm)	Magnification	Field of view (mm)
* 25	0025-00PL 34-540M	-	-	-	-
* 30	0030-00PL 34-540M	32X	10.1x5.64	28X	11.7x6.54
* 40	0040-00PL 34-540M	-	-	-	-
* 50	0050-00PL 34-540M	52X	6.1x3.41	45X	7.2x4,02
* 75	0075-00PL 34-540M	78X	4.2x2.35	65X	4.8x2,68
* 100	0100-00PL 34-540M	105X	3.1x1.73	85X	3.6x2,01
* 150	0150-00PL 34-540M	170X	1.9x1.06	140X	2.2x1,23
200	0200-CLPL 34-540M	-	-	-	-
320	0320-CLPL 34-540M	340X	0.9x0.5	290X	1.1x0,61
475	0475-CLPL 34-540M	490X	0.65x0,36	420X	0.75x0,42
750	0750-CLPL 34-540M	875X	0.4x0.22	750X	0.45x0,25
1100	1100-CLPL 34-540M	1230X	0.26x0.15	1050X	0.3x0,17
1500	1500-CLPL 34-540M	1760X	0.17x0.09	1500X	0.2x0,11
2350	2350-CLPL 34-540M	2575X	0.11x0.06	2200X	0.13x0,07

(*): Only using with pen light.

NB: For design reasons (mechanical and optical) the magnification values reported in table could change about of ±10%.



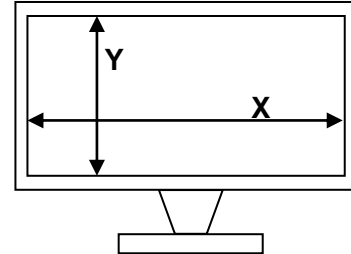
**Field of view of the objectives for 2054
Video microscope**
(only video with coaxial light, reflected by Pen Light)



Magnification referred to a 15,5" monitor

It means, if you take a ruler and put it on your monitor on the object to be measured, that you know real measures, you can calculate the effective field of view that is obtained with "objective-monitor" used.

Ex.: 100mm on your monitor of an object with real measure of 2mm it means that, the objective enlarge the image of 50 times and in this case you are using the objective D-50.



The field of view that if obtained with a specific objective is always the same on any monitor, it changes only the size of the objects showed on various monitor

Objective lens magnetic attack	Code	1.3 Mpx CCD 1/3"		5 Mpx CCD 1/2,5"	
		Magnification	Field of view (mm)	Magnification	Field of view (mm)
* 25	0025-00PL 34-540M	-	-	35X	9.6x5.36
* 30	0030-00PL 34-540M	-	-	-	-
* 40	0040-00PL 34-540M	40X	8.1x4.4	34X	9,4x5,2
* 50	0050-00PL 34-540M	64X	5.1x2,85	55X	6x3.35
* 75	0075-00PL 34-540M	88X	3.6x2.01	75X	4.2x2.35
* 100	0100-00PL 34-540M	120X	2.8x1.56	100X	3.3x1.84
* 150	0150-00PL 34-540M	185X	1.7x0.95	-	-
200	0200-CLPL 34-540M	-	-	-	-
320	0320-CLPL 34-540M	375X	0.9x0.5	320X	1x0.56
475	0475-CLPL 34-540M	540X	0.6x0.34	460X	0.7x0.39
750	0750-CLPL 34-540M	880X	0.35x0.2	750X	0.4x0.22
1100	1100-CLPL 34-540M	1290X	0.26x0.15	1100X	0.3x0.17
1500	1500-CLPL 34-540M	1760X	0.17x0.09	1500X	0.2x0.11
2350	2350-CLPL 34-540M	2600X	0.1x0.06	2200X	0.13x0.07

(*): Only using with pen light.

NB: For design reasons (mechanical and optical) the magnification values reported in table could change about of ±10%.



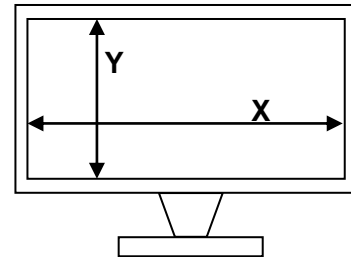
**Field of view of the objectives for 2034
ROLL Video microscope**
(only video with coaxial light, reflected by Pen Light)



Magnification referred to a 15,5" monitor

It means, if you take a ruler and put it on your monitor on the object to be measured, that you know real measures, you can calculate the effective field of view that is obtained with "objective-monitor" used.

Ex.: 100mm on your monitor of an object with real measure of 2mm it means that, the objective enlarge the image of 50 times and in this case you are using the objective D-50.



The field of view that if obtained with a specific objective is always the same on any monitor, it changes only the size of the objects showed on various monitor

Objective lens magnetic attack	Code	1.3 Mpx CCD 1/3"		5 Mpx CCD 1/2,5"	
		Magnification	Field of view (mm)	Magnification	Field of view (mm)
* 25	0025-00PL 34-540M	28X	12x6.7	25X	13.7x7.65
* 30	0030-00PL 34-540M	-	-	28X	11.6x6.48
* 40	0040-00PL 34-540M	-	-	-	-
* 50	0050-00PL 34-540M	52X	6.1x3.41	45X	7.2x4,02
* 75	0075-00PL 34-540M	-	-	-	-
* 100	0100-00PL 34-540M	105X	3.1x1.73	85X	3.6x2.01
* 150	0150-00PL 34-540M	-	-	-	-
200	0200-CLPL 34-540M	210X	1.5x0.84	180X	1.8x1.01
320	0320-CLPL 34-540M	340X	0.9x0.5	290X	1.1x0.61
475	0475-CLPL 34-540M	490X	0.65x0.36	420X	0.75x0.42
750	0750-CLPL 34-540M	875X	0.4x0.22	750X	0.45x0.25
1100	1100-CLPL 34-540M	1230X	0.26x0.15	1050X	0.3x0.17
1500	1500-CLPL 34-540M	1760X	0.17x0.09	1500X	0.2x0.11
2350	2350-CLPL 34-540M	2575X	0.11x0.06	2200X	0.13x0.07

(*): Only using with pen light.

NB: For design reasons (mechanical and optical) the magnification values reported in table could change about of $\pm 10\%$.



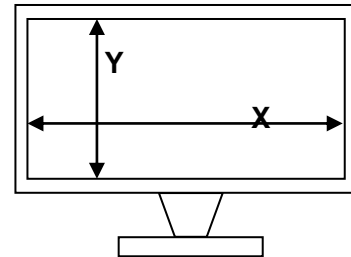
**Field of view of the objectives for 2054
ROLL Video microscope**
(only video with coaxial light, reflected by Pen Light)



Magnification referred to a 15,5" monitor

It means, if you take a ruler and put it on your monitor on the object to be measured, that you know real measures, you can calculate the effective field of view that is obtained with "objective-monitor" used.

Ex.: 100mm on your monitor of an object with real measure of 2mm it means that, the objective enlarge the image of 50 times and in this case you are using the objective D-50.



The field of view that if obtained with a specific objective is always the same on any monitor, it changes only the size of the objects showed on various monitor

Objective lens magnetic attack	Code	1.3 Mpx CCD 1/3"		5 Mpx CCD 1/2,5"	
		Magnification	Field of view (mm)	Magnification	Field of view (mm)
* 25	0025-00PL 34-540M	28X	12x6.7	25X	13.8x7.7
* 30	0030-00PL 34-540M	25X	10.2x5.7	28X	11.6x6.4
* 40	0040-00PL 34-540M	-	-	-	-
* 50	0050-00PL 34-540M	52X	6.1x3.41	45X	7.2x4.02
* 75	0075-00PL 34-540M	80X	4.1x2.29	68X	4.8x2.68
* 100	0100-00PL 34-540M	105X	3.1x1.73	90X	3.6x2.01
* 150	0150-00PL 34-540M	170X	1.9x1.06	145X	2.2x1.23
200	0200-CLPL 34-540M	210X	1.5x0.84	180X	1.8x1.01
320	0320-CLPL 34-540M	340X	0.9x0.5	290X	1.1x0.61
475	0475-CLPL 34-540M	490X	0.65x0.36	420X	0.75x 0.42
750	0750-CLPL 34-540M	875X	0.4x0.22	750X	0.45x0.25
1100	1100-CLPL 34-540M	1230X	0.26x0.15	1050X	0.3x0.17
1500	1500-CLPL 34-540M	1760X	0.17x0.09	1500X	0.2x0.11
2350	2350-CLPL 34-540M	2575X	0.11x0.06	2200X	0.13x0.07

(*): Only using with pen light.

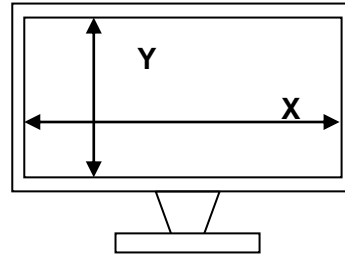
NB: For design reasons (mechanical and optical) the magnification values reported in table could change about of $\pm 10\%$.

Field of view of the objectives for 2034 Video microscope (video and optic with coaxial light, reflected by Pen Light)

Magnification referred to a 15,5" monitor

It means, if you take a ruler and put it on your monitor on the object to be measured, that you know real measures, you can calculate the effective field of view that is obtained with "objective-monitor" used.

Ex.: 100mm on your monitor of an object with real measure of 2mm it means that, the objective enlarge the image of 50 times and in this case you are using the objective D-50.



The field of view that is obtained with a specific objective is always the same on any monitor, it changes only the size of the objects shown on various monitors.

	Objective lens Screw attack	Optic Magnification	1.3 Mpx CCD 1/3"		5 Mpx CCD 1/2,5"	
			Field of view (mm)	Video Magnification	Field of view (mm)	Video Magnification
	2X (*)	20X	5.4x3.0	56X	6.0x3.4	45X
	4X	40X	2.7x1.5	113X	3.0x1.7	92X
	6X	60X	1.9x1.1	161X	2.0x1.1	139X
	10X	100X	1.05x0.59	290X	1.2x0.68	230X
	15X	150X	0.735x0.41	415X	0.87x0.489	351X
	20X	200X	0.55x0.31	555X	0.6x0.34	458X
	30X	300X	0.305x0.17	1000X	0.4x0.225	690X

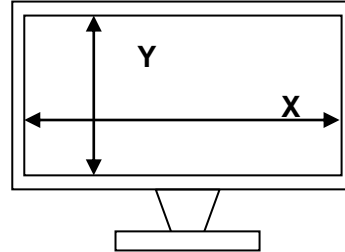
(*): don't work with coaxial light

Field of view of the objectives for 2054 Video microscope (video and optic with coaxial light, reflected by Pen Light)

Magnification referred to a 15,5" monitor

It means, if you take a ruler and put it on your monitor on the object to be measured, that you know real measures, you can calculate the effective field of view that is obtained with "objective-monitor" used.

Ex.: 100mm on your monitor of an object with real measure of 2mm it means that, the objective enlarge the image of 50 times and in this case you are using the objective D-50.



The field of view that is obtained with a specific objective is always the same on any monitor, it changes only the size of the objects showed on various monitor

	Objective lens Screw attack	Optic Magnification	1.3 Mpx CCD 1/3"		5 Mpx CCD 1/2,5"	
			Field of view (mm)	Video Magnification	Field of view (mm)	Video Magnification
	2X (*)	20X	5.4x3.0	56X	6.0x3.4	45X
	4X	40X	2.7x1.5	113X	3.0x1.7	92X
	6X	60X	1.9x1.1	161X	2.0x1.1	139X
	10X	100X	1.05x0.59	290X	1.2x0.68	230X
	15X	150X	0.735x0.41	415X	0.87x0.489	351X
	20X	200X	0.55x0.31	555X	0.6x0.34	458X
	30X	300X	0.305x0.17	1000X	0.4x0.225	690X

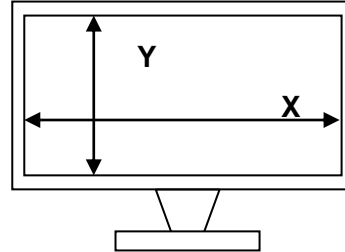
(*): don't work with coaxial light

Field of view of the objectives for 2034 ROLL Video microscope (video and optic with coaxial light, reflected by Pen Light)

Magnification referred to a 15,5" monitor

It means, if you take a ruler and put it on your monitor on the object to be measured, that you know real measures, you can calculate the effective field of view that is obtained with "objective-monitor" used.

Ex.: 100mm on your monitor of an object with real measure of 2mm it means that, the objective enlarge the image of 50 times and in this case you are using the objective D-50.



The field of view that is obtained with a specific objective is always the same on any monitor, it changes only the size of the objects showed on various monitors.

	Objective lens Screw attack	Optic Magnification	1.3 Mpx CCD 1/3"		5 Mpx CCD 1/2,5"	
			Field of view (mm)	Video Magnification	Field of view (mm)	Video Magnification
	2X (*)	20X	5.4x3.0	56X	6.0x3.4	45X
	4X	40X	2.7x1.5	113X	3.0x1.7	92X
	6X	60X	1.9x1.1	161X	2.0x1.1	139X
	10X	100X	1.05x0.59	290X	1.2x0.68	230X
	15X	150X	0.735x0.41	415X	0.87x0.489	351X
	20X	200X	0.55x0.31	555X	0.6x0.34	458X
	30X	300X	0.305x0.17	1000X	0.4x0.225	690X

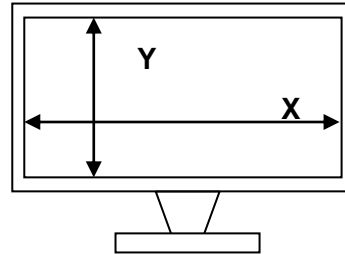
(*): don't work with coaxial light

Field of view of the objectives for 2054 ROLL Video microscope (video and optic with coaxial light, reflected by Pen Light)

Magnification referred to a 15,5" monitor

It means, if you take a ruler and put it on your monitor on the object to be measured, that you know real measures, you can calculate the effective field of view that is obtained with "objective-monitor" used.

Ex.: 100mm on your monitor of an object with real measure of 2mm it means that, the objective enlarge the image of 50 times and in this case you are using the objective D-50.



The field of view that is obtained with a specific objective is always the same on any monitor, it changes only the size of the objects showed on various monitor

	Objective lens Screw attack	Optic Magnification	1.3 Mpx CCD 1/3"		5 Mpx CCD 1/2,5"	
			Field of view (mm)	Video Magnification	Field of view (mm)	Video Magnification
	2X (*)	20X	5.4x3.0	56X	6.0x3.4	45X
	4X	40X	2.7x1.5	113X	3.0x1.7	92X
	6X	60X	1.9x1.1	161X	2.0x1.1	139X
	10X	100X	1.05x0.59	290X	1.2x0.68	230X
	15X	150X	0.735x0.41	415X	0.87x0.489	351X
	20X	200X	0.55x0.31	555X	0.6x0.34	458X
	30X	300X	0.305x0.17	1000X	0.4x0.225	690X

(*): don't work with coaxial light